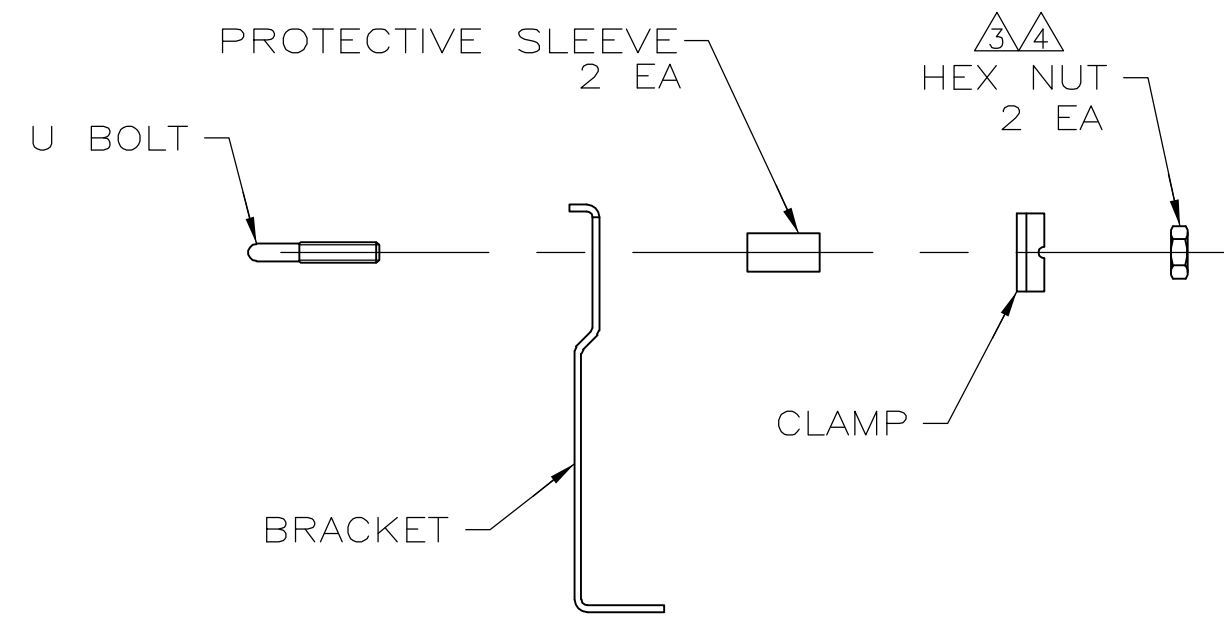
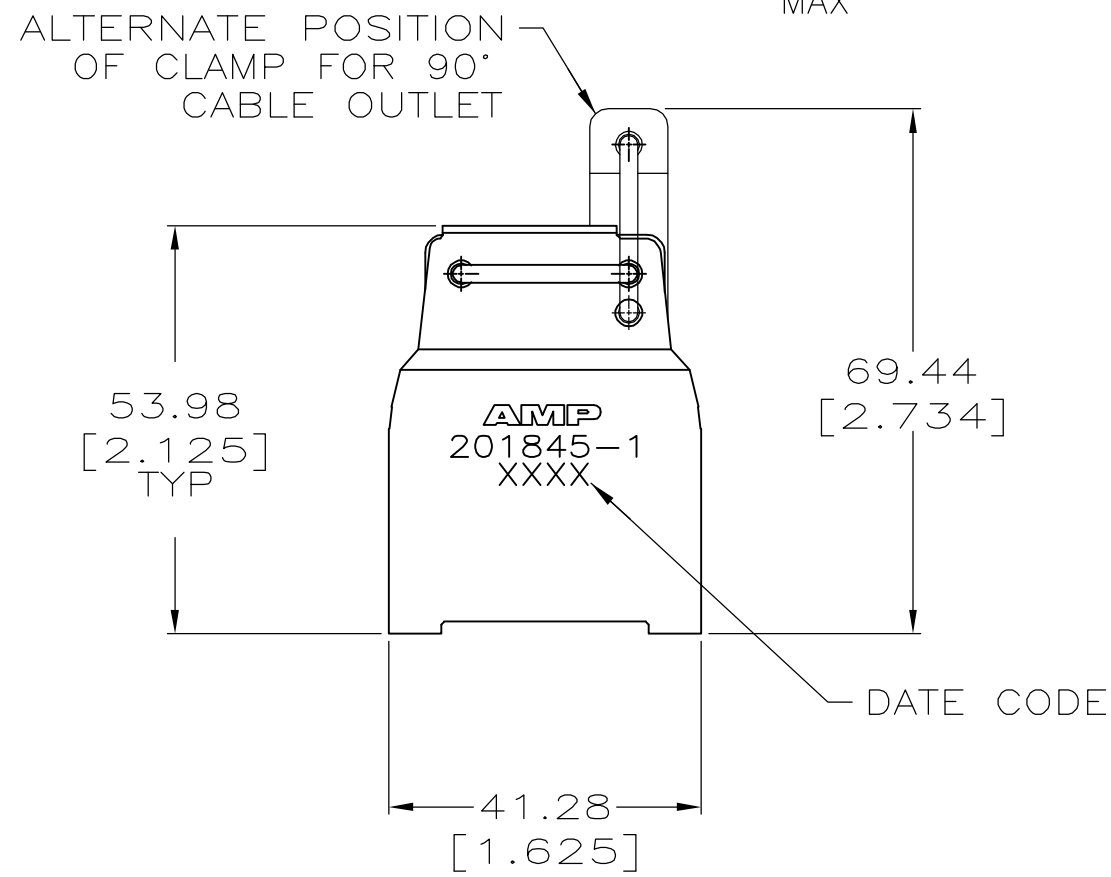
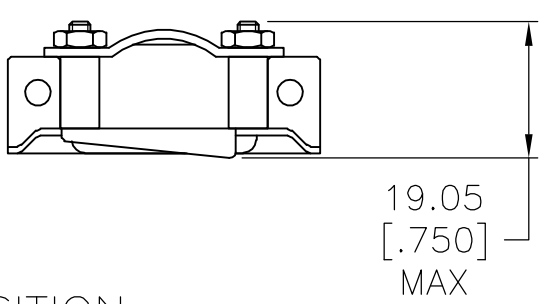


THIS DRAWING IS UNPUBLISHED. RELEASED FOR PUBLICATION
 © COPYRIGHT BY TYCO ELECTRONICS CORPORATION. ALL RIGHTS RESERVED.

LOC	DIST	REVISIONS					
FT	0	P	LTR	DESCRIPTION	DATE	DWN	APVD
			D1	REVISED PER ECO-05-4934	7/21/05	SS	GS



- U BOLT: STAINLESS STEEL.
BRACKET, CLAMP & HEX NUT: CARBON STEEL.
PROTECTIVE SLEEVE: POLYVINYL CHLORIDE.
 - U BOLT: PASSIVATED.
BRACKET & CLAMP: 5.08um[.000200] MIN NICKEL PLATED.
- $\triangle 3$ ZINC PLATED WITH HEXAVALENT CHROMIUM.
 $\triangle 4$ ZINC PLATED WITH NON-HEXAVALENT CHROMIUM.

$\triangle 4$	201845-2
$\triangle 3$	201845-1
NUT FINISH	PART NUMBER

ASSEMBLED VIEW

THIS DRAWING IS A CONTROLLED DOCUMENT.		DWN C.REIFSNYDER 29 AUG 95	Tyco Electronics Corporation Harrisburg, Pa 17105-3608													
DIMENSIONS: mm [INCHES]		CHK R.STONE 31 AUG 95														
TOLERANCES UNLESS OTHERWISE SPECIFIED:		APVD G.STEINHAUER 05 OCT 95	NAME CLAMP KIT, UNASSEMBLED, STRAIN RELIEF, 26 PLACE, M SERIES													
<table border="0"> <tr><td>0 PLC</td><td>± -</td></tr> <tr><td>1 PLC</td><td>± -</td></tr> <tr><td>2 PLC</td><td>± 0.38[.015]</td></tr> <tr><td>3 PLC</td><td>± -</td></tr> <tr><td>4 PLC</td><td>± -</td></tr> <tr><td>ANGLES</td><td>± -</td></tr> </table>		0 PLC	± -	1 PLC	± -	2 PLC	± 0.38[.015]	3 PLC	± -	4 PLC	± -	ANGLES	± -	PRODUCT SPEC -	APPLICATION SPEC -	RESTRICTED TO -
0 PLC	± -															
1 PLC	± -															
2 PLC	± 0.38[.015]															
3 PLC	± -															
4 PLC	± -															
ANGLES	± -															
MATERIAL -	FINISH -	WEIGHT -	SIZE A3	CAGE CODE 00779												
CUSTOMER DRAWING			DRAWING NO C-201845	RESTRICTED TO -												
			SCALE 1:1	SHEET 1 OF 1												
			REV D1													